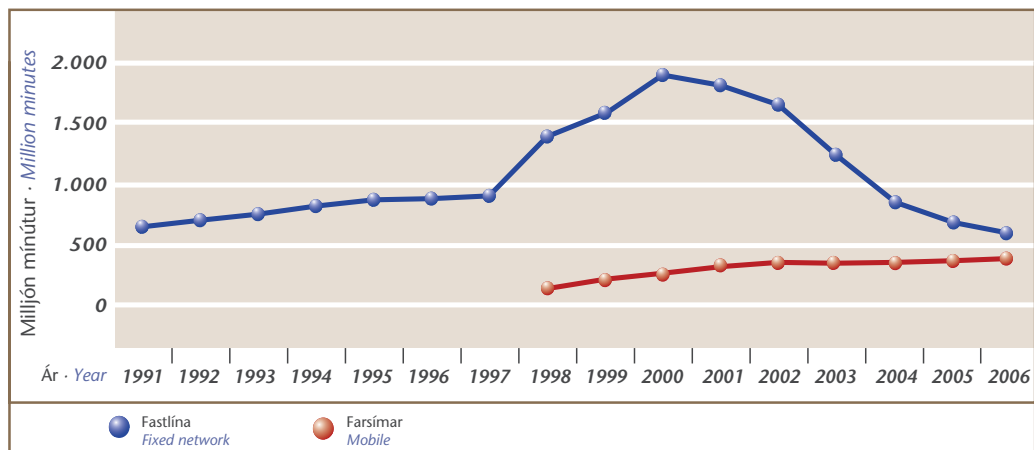


## Símtöl í almenna símanetinu (PSTN/ISDN) og í farsímanetum 1980-2006

Telephone traffic in the fixed network (PSTN/ISDN) and mobile networks 1980-2006

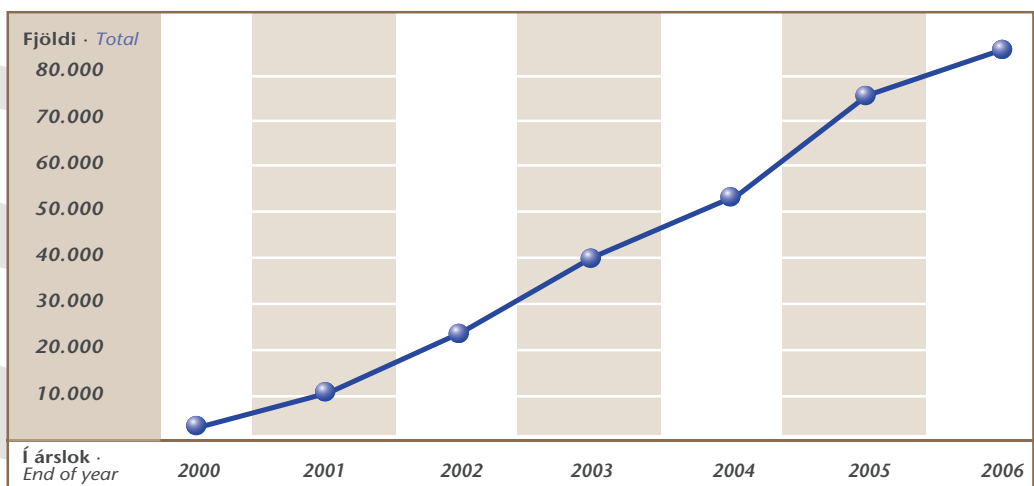


Skýring: Tölur 1980-1997 um símtöl í almenna símanetinu vísa til fjölda skrefa (viðtalsbila), annars til fjölda mínútna.  
 Figures 1980-1997 on traffic in the fixed networks refer to number of pulses, otherwise to number of minutes.

Heimildir: Sources: Hagstofa Íslands (upplýsingar símafyrirtækjanna), Póst- og símamálastofnunin (Póstmagn og símaumferð) og Póst- og fjarskiptastofnun (upplýsingar símafyrirtækjanna).  
 Source: Statistics Iceland (information from the telecommunication companies), Post and Telecommunication Authorities (Post Volume and Telephone Traffic) and the Post and Telecommunication Administration (information from the telecommunication companies).

## Háhraðatengingar (xDSL áskriftir) 1999-2006

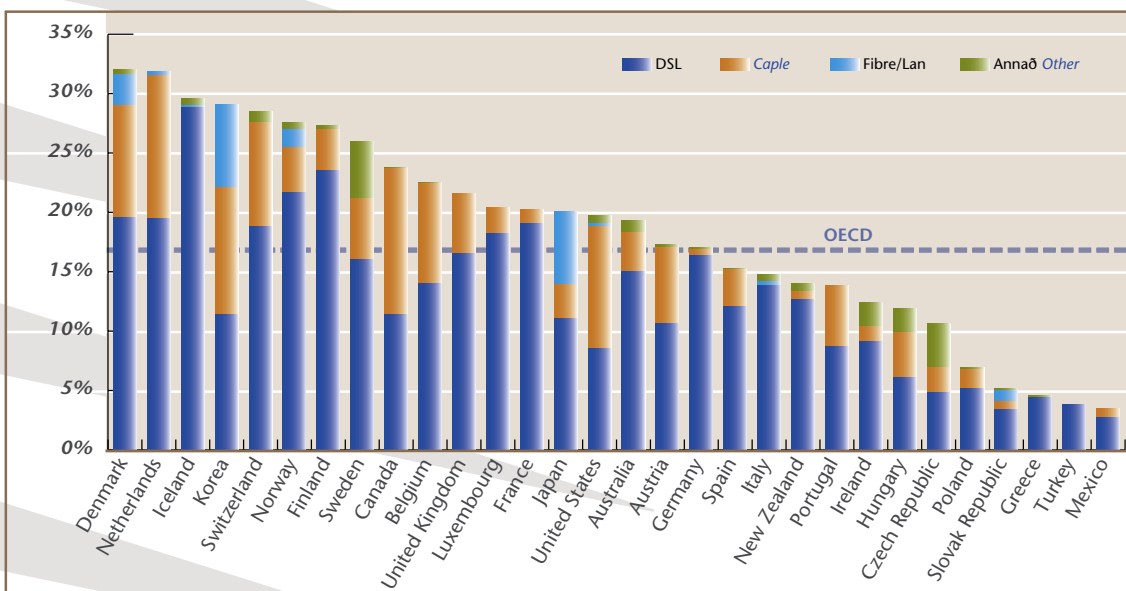
Broadband connetions (xDSL subscribers) 1999-2006



Heimildir: Póst- og fjarskiptastofnun (upplýsingar símafyrirtækjanna).  
 Source: Post and Telecommunication Administration (information from the telecommunication companies).

## Háhraðatengingar eftir tengingum á hverja 100 íbúa í löndum OECD í árslok 2006

OECD broadband subscribers per 100 inhabitants, by technology, Dec. 2006



Heimildir: Source: OECD

## Markaðshlutdeild ráðandi aðila á símamarkaði 1998–2006

### Market shares of the incumbent telecommunications actors 1998–2006

	1998	1999	2000	2001	2002	2003	2004	2005	2006
<b>Almenná símanetið (Fixed network)</b>									
Innanlandssímtöl <sup>2</sup> (National calls <sup>2</sup> )	100,0	99,9	97,7	92,0	87,0	86,6	83,1	83,1	87,5
Millilandasímtöl (International calls)				85,0	81,0	78,6	82,1	72,4	72,9
<b>Farsímakerfi (Mobile networks)</b>									
GSM og NMT, samtals (GSM and NMT, total)	89,2	79,0	74,0	70,7	68,0	66,8	67,1	67,2	63,8
GSM (GSM)	85,0	74,0	70,0	67,1	64,0	63,8	64,5	65,0	61,7
NMT (NMT)	100,0	100,0	100,0	100,0	100,0	100,0	100,0	100,0	100,0

Skýring: Hlutdeild Landssíma Íslands á innlendum símamarkaði.

Note: Market share of the incumbent actor, the Iceland Telecom, on the domestic telecommunications market.

<sup>1</sup> Samanlögð hlutdeild í tekjum af innlands- og millilandasímtölum. Share of combined receipts from national and international calls.

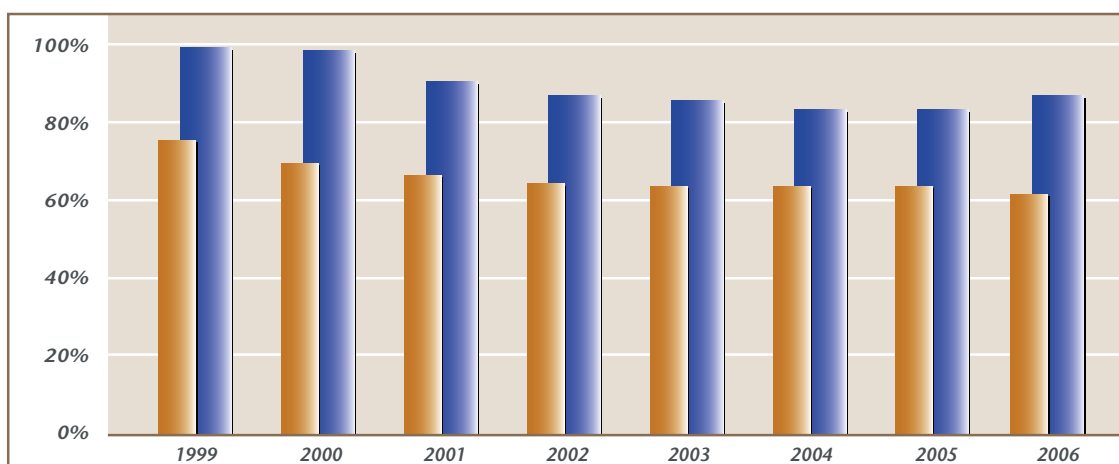
<sup>2</sup> Landið var gert að einu gjaldskrársvæði árið 1998. The country is one tariff area since in the year 1998.

<sup>3</sup> Hlutdeild í fjölda notenda í árslok. Share of total number of users at end-of-year.

Heimild: Source: Póst- og fjarskiptastofnun. Source: Post and Telecommunication Administration.

## Markaðshlutdeild ráðandi aðila á símamarkaði 1998–2006

### Market shares of the incumbent telecommunications actors 1998–2006



Skýring: Hlutdeild Landssíma Íslands á símamarkaði.

Note: Market share of the incumbent actor, the Iceland Telecom, on the telecommunications market.

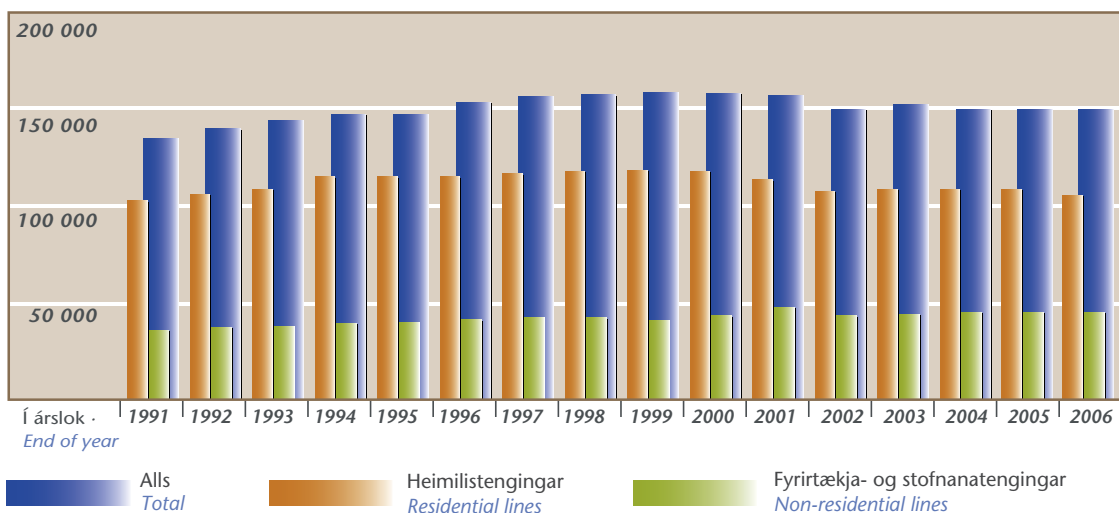
Samanlögð hlutdeild í tekjum af innlandssímtölum á fastaneti. Share of combined receipts from national call in fixed networks.

Heimild: Póst- og fjarskiptastofnun. Source: Post and Telecommunication Administration.

■ Innanlandssímtöl í fastaneti  
National calls in fixed networks  
■ GSM áskriftir  
GSM subscriptions

## Notendalínur í almenna símanetinu 1990-2006

### Main telephone lines in the fixed network 1990-2006



Skýringar: Tölur nálgast að sýna fjölda áskrifenda í almenna símanetinu. Skipting milli heimilistenginga og fyrirtækja- og stofnanatenginga eru nálgáðar tölur.

Notes: Figures approach showing the number of telephone subscribers in the fixed network. Distribution between residential and non-residential lines are approximate figures.

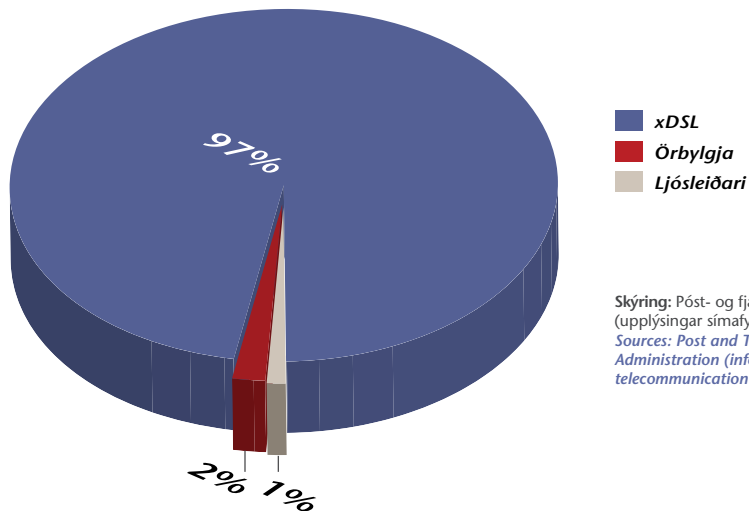
Heimildir: EUROSTAT (Communication Services 1980–1992), Póstur og sími og Póst og fjarskiptastofnun.

Ásamt ISDN stofn- og grunntengingum. Including ISDN basic and ISDN primary lines.

Sources: EUROSTAT (Communication Services 1980–1992), Post and Telecommunication Authorities and Post and Telecommunication Administration.

## Internetáskrifendur í árslok 2006

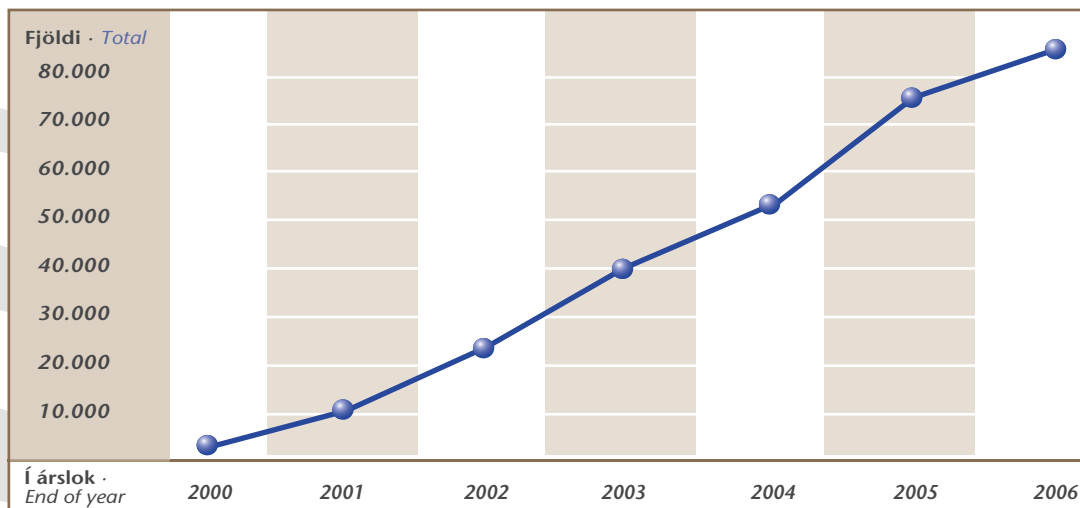
### Broadband subscribers in end of 2006



Skýring: Póst- og fjarskiptastofnun (upplýsingar símafyrirtækjanna).  
Sources: Post and Telecommunication Administration (information from the telecommunication companies).

## Háhraðatengingar (xDSL áskriftir) 1999-2006

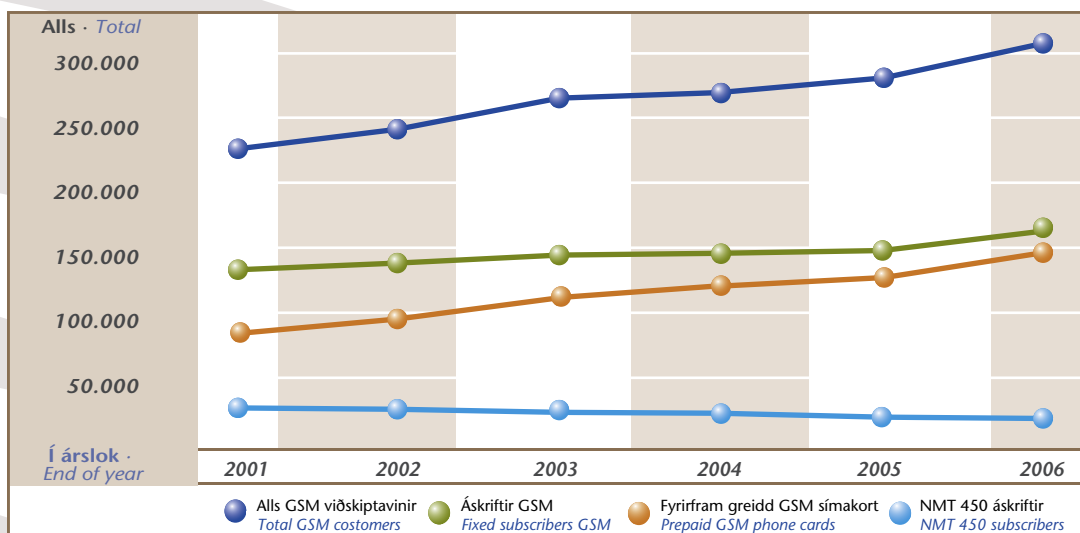
### Broadband connetions (xDSL subscribers) 1999-2006



Heimildir: Póst- og fjarskiptastofnun (upplýsingar símafyrirtækjanna).  
Source: Post and Telecommunication Administration (information from the telecommunication companies).

## Fjöldi farsímanotenda 2000 – 2006

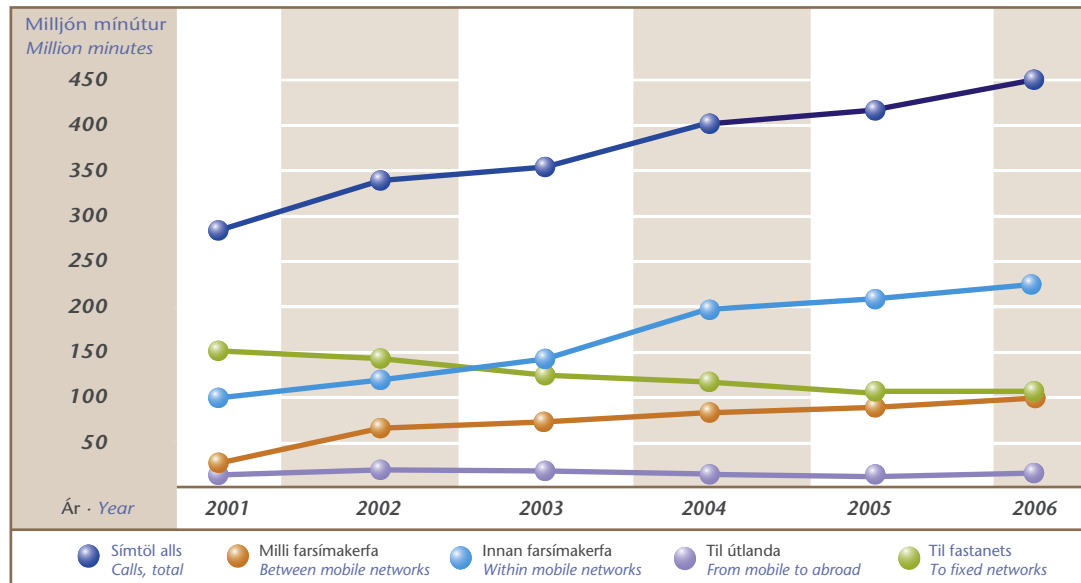
### Number of cellular mobile customers 2000 - 2006



Heimildir: Póst- og fjarskiptastofnun (upplýsingar símafyrirtækjanna).  
Source: Post and Telecommunication Administration (information from the telecommunication companies).

## Símtöl í farsímanetum 1998–2006

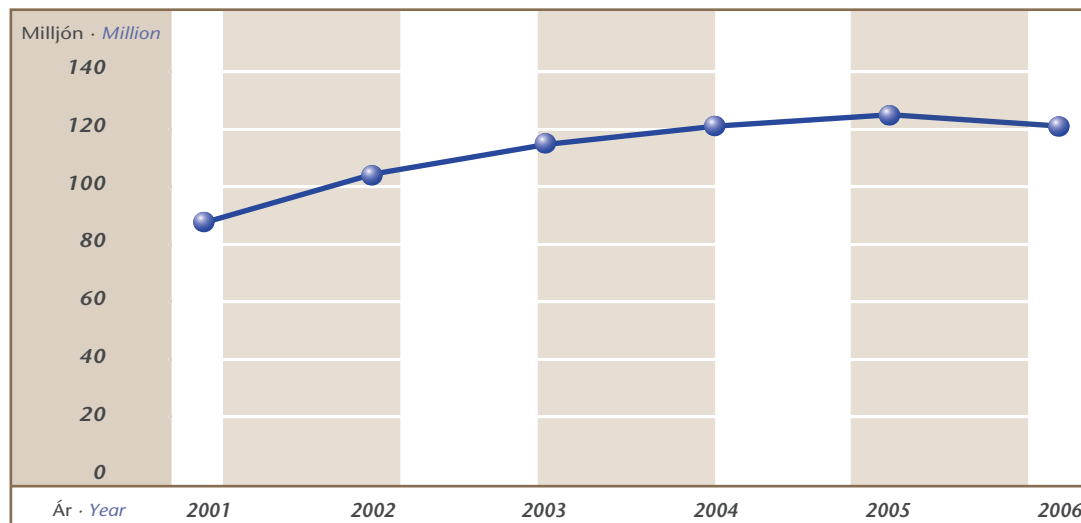
Traffic in cellular mobile telephone networks 1998–2006



Heimildir: Hagstofa Íslands (upplýsingar símafyrirtækjanna 1998–2000) og Póst- og fjarskiptastofnun (upplýsingar símafyrirtækjanna 2001–2003).  
Sources: Statistics Iceland (information from the telecommunication companies 1998–2000) and the Post and Telecommunication Administration (information from the telecommunication companies 2001–2003).

## Smáskilaboð í farsímanetum 1998–2006

SMS in cellular mobile telephone networks 1998–2006



Skýring: Einungis sendingar innan GSM farsímanetsins. Note: From GSM to GSM only.  
Heimild: Póst- og fjarskiptastofnun. Source: Post and Telecommunication Administration.